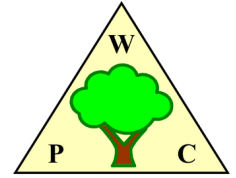



Author


Institution Woodplumpton Parish Council
 Department Woodplumpton Parish Council
 Street Old Vicarage Farm, Bartle Lane
 Postal Code PR4 0RU
 City Preston
 Country United Kingdom
 Contact David Mills
 Phone +447895187326
 E-Mail clerk@woodplumptonparish.org



Built with **DataCollect Webreporter** version 1.0 at 18/06/2026 22:31:49

Site






Name VH
 Dir. Oncoming (name)
 Dir. Outgoing (name)
 Posted Speed Limit 
 Enforcement tolerance 6 mph
 Enforcement limit > 36 mph
 Device type **DSD**
 Start Date 03/06/2026 12:00
 End Date 09/06/2026 10:59
 Days Mo, Tu, We, Th, Fr, Sa, Su
 Time Interval 60 minutes
 Time Frame / Day 00:00 - 23:59



0 0m 0s N, 0 0m 0s E

Enforcement rating



- MAX**  Rate of speedings above the enforcement limit is greater than 20%.
- HIGH**  Rate of speedings above the enforcement limit is greater than 15%.
- MEDIUM**  Rate of speedings above the enforcement limit is greater than 10%.
- LOW**  Rate of speedings above the enforcement limit is greater than 5%.
- NO**  Rate of speedings above the enforcement limit is less than or equal to 5%.

Speed Figures [V in mph]

Vmin	Vavg	Vmax	V15	V50	V85	Vexc (PSL)
9	33	85	27	33	40	68.5%

Speeding

Σ Total	Σ PSL \leq V-Enforcement		Σ > V-Enforcement
5381	2058	38.2%	1626 30.2%

Speed Classes

10	20	30	40	50	60	70	80	90	100	110	>110
3	314	1380	2877	749	50	5	2	1	0	0	0
0%	6%	26%	53%	14%	1%	0%	0%	0%	0%	0%	0%

Additional Speed Figures [V in mph]

V5	V10	V15	V45	V50	V55	V60	V85	V90	V95
31	42	43	51	53	55	56	64	68	71

Descriptions

PSL: Posted speed limit in mph

V-Enforcement: Enforcement limit (posted speed limit + enforcement tolerance) in mph

Time	Σ	10	20	30	40	50	60	70	80	90	100	110	>110	Σ > V-Enforcement	
03/06/2026 12:00	13	0	1	4	6	2	0	0	0	0	0	0	0	2	15.4%
03/06/2026 13:00	46	1	1	15	21	7	1	0	0	0	0	0	0	16	34.8%
03/06/2026 14:00	66	0	3	13	44	6	0	0	0	0	0	0	0	20	30.3%
03/06/2026 15:00	83	0	5	22	44	12	0	0	0	0	0	0	0	28	33.7%
03/06/2026 16:00	85	0	6	21	45	12	1	0	0	0	0	0	0	29	34.1%
03/06/2026 17:00	93	0	7	16	58	12	0	0	0	0	0	0	0	34	36.6%
03/06/2026 18:00	70	0	3	13	42	12	0	0	0	0	0	0	0	23	32.9%
03/06/2026 19:00	59	0	4	14	33	7	1	0	0	0	0	0	0	18	30.5%
03/06/2026 20:00	30	0	3	11	10	5	1	0	0	0	0	0	0	12	40.0%
03/06/2026 21:00	21	0	0	3	13	4	1	0	0	0	0	0	0	10	47.6%
03/06/2026 22:00	20	0	1	6	6	7	0	0	0	0	0	0	0	7	35.0%
03/06/2026 23:00	10	0	1	1	4	4	0	0	0	0	0	0	0	4	40.0%

[Wed, 3 June]	Σ	10	20	30	40	50	60	70	80	90	100	110	>110	Σ > V-Enforcement	
00:00-06:00	0	0	0	0	0	0	0	0	0	0	0	0	0	0	-
06:00-09:00	0	0	0	0	0	0	0	0	0	0	0	0	0	0	-
15:00-19:00	331	0	21	72	189	48	1	0	0	0	0	0	0	114	34.4%
06:00-22:00	566	1	33	132	316	79	5	0	0	0	0	0	0	192	33.9%
00:00-24:00	596	1	35	139	326	90	5	0	0	0	0	0	0	203	34.1%

Row with the most Venforcement violations per day.

V-Enforcement Enforcement limit (posted speed limit + enforcement tolerance) in mph

Time	Σ	10	20	30	40	50	60	70	80	90	100	110	>110	Σ > V-Enforcement	
04/06/2026 00:00	4	0	0	0	2	1	1	0	0	0	0	0	0	2	50.0%
04/06/2026 01:00	2	0	1	0	0	1	0	0	0	0	0	0	0	1	50.0%
04/06/2026 02:00	3	0	0	2	1	0	0	0	0	0	0	0	0	0	0.0%
04/06/2026 03:00	1	0	0	0	1	0	0	0	0	0	0	0	0	0	0.0%
04/06/2026 04:00	2	0	1	0	1	0	0	0	0	0	0	0	0	1	50.0%
04/06/2026 05:00	5	0	0	1	3	1	0	0	0	0	0	0	0	3	60.0%
04/06/2026 06:00	26	0	1	5	17	3	0	0	0	0	0	0	0	11	42.3%
04/06/2026 07:00	68	0	1	14	41	10	1	1	0	0	0	0	0	21	30.9%
04/06/2026 08:00	98	0	3	28	56	11	0	0	0	0	0	0	0	25	25.5%
04/06/2026 09:00	54	0	1	17	30	5	1	0	0	0	0	0	0	13	24.1%
04/06/2026 10:00	41	0	4	13	21	3	0	0	0	0	0	0	0	8	19.5%
04/06/2026 11:00	43	0	1	18	22	2	0	0	0	0	0	0	0	10	23.3%
04/06/2026 12:00	76	0	4	33	37	2	0	0	0	0	0	0	0	13	17.1%
04/06/2026 13:00	56	0	3	26	24	3	0	0	0	0	0	0	0	7	12.5%
04/06/2026 14:00	74	0	7	28	34	5	0	0	0	0	0	0	0	14	18.9%
04/06/2026 15:00	86	0	3	22	55	5	1	0	0	0	0	0	0	19	22.1%
04/06/2026 16:00	107	0	2	30	58	15	2	0	0	0	0	0	0	34	31.8%
04/06/2026 17:00	103	0	2	34	52	14	1	0	0	0	0	0	0	28	27.2%
04/06/2026 18:00	69	0	7	11	42	9	0	0	0	0	0	0	0	23	33.3%
04/06/2026 19:00	54	0	3	12	30	8	1	0	0	0	0	0	0	19	35.2%
04/06/2026 20:00	37	0	1	6	16	14	0	0	0	0	0	0	0	18	48.6%
04/06/2026 21:00	36	0	1	14	15	5	1	0	0	0	0	0	0	11	30.6%
04/06/2026 22:00	19	0	1	2	10	6	0	0	0	0	0	0	0	7	36.8%
04/06/2026 23:00	9	0	2	4	2	1	0	0	0	0	0	0	0	2	22.2%

[Thu, 4 June]	Σ	10	20	30	40	50	60	70	80	90	100	110	>110	Σ > V-Enforcement	
00:00-06:00	17	0	2	3	8	3	1	0	0	0	0	0	0	7	41.2%
06:00-09:00	192	0	5	47	114	24	1	1	0	0	0	0	0	57	29.7%
15:00-19:00	365	0	14	97	207	43	4	0	0	0	0	0	0	104	28.5%
06:00-22:00	1028	0	44	311	550	114	8	1	0	0	0	0	0	274	26.7%
00:00-24:00	1073	0	49	320	570	124	9	1	0	0	0	0	0	290	27.0%



Row with the most Venforcement violations per day.

V-Enforcement Enforcement limit (posted speed limit + enforcement tolerance) in mph

Time	Σ	10	20	30	40	50	60	70	80	90	100	110	>110	Σ > V-Enforcement	
05/06/2026 00:00	3	0	0	0	1	1	1	0	0	0	0	0	0	2	66.7%
05/06/2026 01:00	4	0	0	0	2	2	0	0	0	0	0	0	0	2	50.0%
05/06/2026 02:00	2	0	0	1	1	0	0	0	0	0	0	0	0	0	0.0%
05/06/2026 03:00	1	0	0	0	0	1	0	0	0	0	0	0	0	1	100.0%
05/06/2026 04:00	1	0	0	0	0	1	0	0	0	0	0	0	0	1	100.0%
05/06/2026 05:00	6	0	0	3	3	0	0	0	0	0	0	0	0	1	16.7%
05/06/2026 06:00	18	0	1	3	12	2	0	0	0	0	0	0	0	7	38.9%
05/06/2026 07:00	56	0	1	6	34	14	1	0	0	0	0	0	0	27	48.2%
05/06/2026 08:00	88	0	9	24	48	6	1	0	0	0	0	0	0	18	20.5%
05/06/2026 09:00	46	0	3	16	21	6	0	0	0	0	0	0	0	9	19.6%
05/06/2026 10:00	60	0	6	19	31	3	1	0	0	0	0	0	0	14	23.3%
05/06/2026 11:00	60	0	9	18	28	5	0	0	0	0	0	0	0	9	15.0%
05/06/2026 12:00	69	0	8	21	33	6	1	0	0	0	0	0	0	17	24.6%
05/06/2026 13:00	49	0	3	13	27	5	1	0	0	0	0	0	0	13	26.5%
05/06/2026 14:00	72	0	6	24	35	6	1	0	0	0	0	0	0	19	26.4%
05/06/2026 15:00	76	0	3	17	45	11	0	0	0	0	0	0	0	25	32.9%
05/06/2026 16:00	92	0	4	22	46	18	1	1	0	0	0	0	0	28	30.4%
05/06/2026 17:00	73	0	3	9	42	16	3	0	0	0	0	0	0	34	46.6%
05/06/2026 18:00	69	0	6	16	35	11	1	0	0	0	0	0	0	26	37.7%
05/06/2026 19:00	48	0	1	5	33	8	1	0	0	0	0	0	0	21	43.8%
05/06/2026 20:00	35	0	1	6	22	6	0	0	0	0	0	0	0	13	37.1%
05/06/2026 21:00	22	0	0	6	9	5	1	1	0	0	0	0	0	13	59.1%
05/06/2026 22:00	26	0	0	7	17	2	0	0	0	0	0	0	0	6	23.1%
05/06/2026 23:00	8	0	1	3	3	0	1	0	0	0	0	0	0	1	12.5%

[Fri, 5 June]	Σ	10	20	30	40	50	60	70	80	90	100	110	>110	Σ > V-Enforcement	
00:00-06:00	17	0	0	4	7	5	1	0	0	0	0	0	0	7	41.2%
06:00-09:00	162	0	11	33	94	22	2	0	0	0	0	0	0	52	32.1%
15:00-19:00	310	0	16	64	168	56	5	1	0	0	0	0	0	113	36.5%
06:00-22:00	933	0	64	225	501	128	13	2	0	0	0	0	0	293	31.4%
00:00-24:00	984	0	65	239	528	135	15	2	0	0	0	0	0	307	31.2%



Row with the most Venforcement violations per day.

V-Enforcement Enforcement limit (posted speed limit + enforcement tolerance) in mph

Time	Σ	10	20	30	40	50	60	70	80	90	100	110	>110	Σ > V-Enforcement	
06/06/2026 00:00	8	0	0	2	5	1	0	0	0	0	0	0	0	5	62.5%
06/06/2026 01:00	4	0	0	0	2	1	1	0	0	0	0	0	0	3	75.0%
06/06/2026 02:00	4	0	0	0	1	3	0	0	0	0	0	0	0	3	75.0%
06/06/2026 03:00	4	0	0	0	2	1	0	0	1	0	0	0	0	2	50.0%
06/06/2026 04:00	0	0	0	0	0	0	0	0	0	0	0	0	0	0	-
06/06/2026 05:00	4	0	1	1	1	1	0	0	0	0	0	0	0	1	25.0%
06/06/2026 06:00	12	0	0	3	6	3	0	0	0	0	0	0	0	7	58.3%
06/06/2026 07:00	20	0	2	2	8	8	0	0	0	0	0	0	0	10	50.0%
06/06/2026 08:00	31	0	1	11	16	3	0	0	0	0	0	0	0	11	35.5%
06/06/2026 09:00	46	0	4	7	29	6	0	0	0	0	0	0	0	12	26.1%
06/06/2026 10:00	53	0	6	24	19	4	0	0	0	0	0	0	0	8	15.1%
06/06/2026 11:00	61	0	3	18	34	6	0	0	0	0	0	0	0	17	27.9%
06/06/2026 12:00	68	0	4	19	35	10	0	0	0	0	0	0	0	18	26.5%
06/06/2026 13:00	59	0	2	11	37	9	0	0	0	0	0	0	0	17	28.8%
06/06/2026 14:00	60	0	3	20	28	9	0	0	0	0	0	0	0	14	23.3%
06/06/2026 15:00	51	0	1	17	30	3	0	0	0	0	0	0	0	9	17.6%
06/06/2026 16:00	63	0	3	15	37	8	0	0	0	0	0	0	0	20	31.7%
06/06/2026 17:00	59	0	4	15	25	15	0	0	0	0	0	0	0	23	39.0%
06/06/2026 18:00	44	0	2	9	22	9	2	0	0	0	0	0	0	15	34.1%
06/06/2026 19:00	31	0	2	6	15	8	0	0	0	0	0	0	0	14	45.2%
06/06/2026 20:00	35	0	2	5	19	9	0	0	0	0	0	0	0	17	48.6%
06/06/2026 21:00	25	0	0	9	13	3	0	0	0	0	0	0	0	7	28.0%
06/06/2026 22:00	16	0	1	1	9	4	1	0	0	0	0	0	0	5	31.2%
06/06/2026 23:00	14	0	1	3	8	1	0	1	0	0	0	0	0	2	14.3%

[Sat, 6 June]	Σ	10	20	30	40	50	60	70	80	90	100	110	>110	Σ > V-Enforcement	
00:00-06:00	24	0	1	3	11	7	1	0	1	0	0	0	0	14	58.3%
06:00-09:00	63	0	3	16	30	14	0	0	0	0	0	0	0	28	44.4%
15:00-19:00	217	0	10	56	114	35	2	0	0	0	0	0	0	67	30.9%
06:00-22:00	718	0	39	191	373	113	2	0	0	0	0	0	0	219	30.5%
00:00-24:00	772	0	42	198	401	125	4	1	1	0	0	0	0	240	31.1%



Row with the most Venforcement violations per day.

V-Enforcement Enforcement limit (posted speed limit + enforcement tolerance) in mph

Time	Σ	10	20	30	40	50	60	70	80	90	100	110	>110	Σ > V-Enforcement	
07/06/2026 00:00	7	0	0	4	2	1	0	0	0	0	0	0	0	1	14.3%
07/06/2026 01:00	3	0	0	1	1	1	0	0	0	0	0	0	0	1	33.3%
07/06/2026 02:00	3	0	0	0	2	1	0	0	0	0	0	0	0	1	33.3%
07/06/2026 03:00	1	0	0	1	0	0	0	0	0	0	0	0	0	0	0.0%
07/06/2026 04:00	0	0	0	0	0	0	0	0	0	0	0	0	0	0	-
07/06/2026 05:00	2	0	0	0	2	0	0	0	0	0	0	0	0	0	0.0%
07/06/2026 06:00	10	0	1	2	4	3	0	0	0	0	0	0	0	4	40.0%
07/06/2026 07:00	29	0	2	7	11	8	1	0	0	0	0	0	0	11	37.9%
07/06/2026 08:00	33	0	2	10	13	8	0	0	0	0	0	0	0	11	33.3%
07/06/2026 09:00	42	0	4	16	20	2	0	0	0	0	0	0	0	9	21.4%
07/06/2026 10:00	62	0	9	16	31	5	1	0	0	0	0	0	0	14	22.6%
07/06/2026 11:00	69	0	8	16	33	12	0	0	0	0	0	0	0	21	30.4%
07/06/2026 12:00	76	0	5	23	39	9	0	0	0	0	0	0	0	20	26.3%
07/06/2026 13:00	53	0	5	8	32	8	0	0	0	0	0	0	0	20	37.7%
07/06/2026 14:00	62	0	2	14	41	5	0	0	0	0	0	0	0	21	33.9%
07/06/2026 15:00	62	1	2	5	46	8	0	0	0	0	0	0	0	22	35.5%
07/06/2026 16:00	70	0	7	19	34	7	3	0	0	0	0	0	0	17	24.3%
07/06/2026 17:00	53	0	4	7	35	5	2	0	0	0	0	0	0	15	28.3%
07/06/2026 18:00	37	0	3	8	18	8	0	0	0	0	0	0	0	12	32.4%
07/06/2026 19:00	33	0	0	8	19	6	0	0	0	0	0	0	0	13	39.4%
07/06/2026 20:00	22	0	1	4	12	5	0	0	0	0	0	0	0	9	40.9%
07/06/2026 21:00	4	0	1	1	2	0	0	0	0	0	0	0	0	0	0.0%
07/06/2026 22:00	2	0	0	1	0	1	0	0	0	0	0	0	0	1	50.0%
07/06/2026 23:00	2	0	0	0	1	1	0	0	0	0	0	0	0	2	100.0%

[Sun, 7 June]	Σ	10	20	30	40	50	60	70	80	90	100	110	>110	Σ > V-Enforcement	
00:00-06:00	16	0	0	6	7	3	0	0	0	0	0	0	0	3	18.8%
06:00-09:00	72	0	5	19	28	19	1	0	0	0	0	0	0	26	36.1%
15:00-19:00	222	1	16	39	133	28	5	0	0	0	0	0	0	66	29.7%
06:00-22:00	717	1	56	164	390	99	7	0	0	0	0	0	0	219	30.5%
00:00-24:00	737	1	56	171	398	104	7	0	0	0	0	0	0	225	30.5%



Row with the most Venforcement violations per day.

V-Enforcement Enforcement limit (posted speed limit + enforcement tolerance) in mph

Time	Σ	10	20	30	40	50	60	70	80	90	100	110	>110	Σ > V-Enforcement	
08/06/2026 00:00	0	0	0	0	0	0	0	0	0	0	0	0	0	0	-
08/06/2026 01:00	0	0	0	0	0	0	0	0	0	0	0	0	0	0	-
08/06/2026 02:00	2	0	0	0	2	0	0	0	0	0	0	0	0	1	50.0%
08/06/2026 03:00	1	0	0	0	1	0	0	0	0	0	0	0	0	0	0.0%
08/06/2026 04:00	0	0	0	0	0	0	0	0	0	0	0	0	0	0	-
08/06/2026 05:00	13	0	0	2	8	3	0	0	0	0	0	0	0	4	30.8%
08/06/2026 06:00	19	0	0	7	11	1	0	0	0	0	0	0	0	4	21.1%
08/06/2026 07:00	58	0	1	11	32	14	0	0	0	0	0	0	0	25	43.1%
08/06/2026 08:00	87	0	1	22	53	10	1	0	0	0	0	0	0	29	33.3%
08/06/2026 09:00	49	0	5	15	25	4	0	0	0	0	0	0	0	8	16.3%
08/06/2026 10:00	42	0	3	14	21	3	1	0	0	0	0	0	0	9	21.4%
08/06/2026 11:00	44	0	3	12	21	8	0	0	0	0	0	0	0	14	31.8%
08/06/2026 12:00	56	0	7	18	30	1	0	0	0	0	0	0	0	11	19.6%
08/06/2026 13:00	40	0	2	19	18	1	0	0	0	0	0	0	0	7	17.5%
08/06/2026 14:00	64	0	7	16	35	6	0	0	0	0	0	0	0	12	18.8%
08/06/2026 15:00	84	0	9	24	41	10	0	0	0	0	0	0	0	15	17.9%
08/06/2026 16:00	90	0	7	15	50	18	0	0	0	0	0	0	0	31	34.4%
08/06/2026 17:00	99	0	5	12	63	19	0	0	0	0	0	0	0	44	44.4%
08/06/2026 18:00	73	0	5	17	40	11	0	0	0	0	0	0	0	20	27.4%
08/06/2026 19:00	50	1	2	17	20	9	0	0	1	0	0	0	0	12	24.0%
08/06/2026 20:00	31	0	2	11	15	3	0	0	0	0	0	0	0	9	29.0%
08/06/2026 21:00	30	0	0	8	12	6	3	0	0	1	0	0	0	13	43.3%
08/06/2026 22:00	12	0	0	2	7	1	1	1	0	0	0	0	0	5	41.7%
08/06/2026 23:00	2	0	0	0	1	1	0	0	0	0	0	0	0	2	100.0%

[Mon, 8 June]	Σ	10	20	30	40	50	60	70	80	90	100	110	>110	Σ > V-Enforcement	
00:00-06:00	16	0	0	2	11	3	0	0	0	0	0	0	0	5	31.2%
06:00-09:00	164	0	2	40	96	25	1	0	0	0	0	0	0	58	35.4%
15:00-19:00	346	0	26	68	194	58	0	0	0	0	0	0	0	110	31.8%
06:00-22:00	916	1	59	238	487	124	5	0	1	1	0	0	0	263	28.7%
00:00-24:00	946	1	59	242	506	129	6	1	1	1	0	0	0	275	29.1%



Row with the most Venforcement violations per day.

V-Enforcement Enforcement limit (posted speed limit + enforcement tolerance) in mph

Time	Σ	10	20	30	40	50	60	70	80	90	100	110	>110	Σ > V-Enforcement	
09/06/2026 00:00	2	0	0	1	0	0	1	0	0	0	0	0	0	1	50.0%
09/06/2026 01:00	1	0	0	0	1	0	0	0	0	0	0	0	0	0	0.0%
09/06/2026 02:00	3	0	0	0	2	0	1	0	0	0	0	0	0	2	66.7%
09/06/2026 03:00	2	0	0	1	0	0	1	0	0	0	0	0	0	1	50.0%
09/06/2026 04:00	2	0	0	1	0	1	0	0	0	0	0	0	0	1	50.0%
09/06/2026 05:00	8	0	0	1	5	2	0	0	0	0	0	0	0	5	62.5%
09/06/2026 06:00	21	0	0	6	9	6	0	0	0	0	0	0	0	8	38.1%
09/06/2026 07:00	59	0	2	7	36	13	1	0	0	0	0	0	0	29	49.2%
09/06/2026 08:00	103	0	1	32	61	9	0	0	0	0	0	0	0	20	19.4%
09/06/2026 09:00	69	0	5	20	34	10	0	0	0	0	0	0	0	18	26.1%
09/06/2026 10:00	3	0	0	2	0	1	0	0	0	0	0	0	0	1	33.3%

[Tue, 9 June]	Σ	10	20	30	40	50	60	70	80	90	100	110	>110	Σ > V-Enforcement	
00:00-06:00	18	0	0	4	8	3	3	0	0	0	0	0	0	10	55.6%
06:00-09:00	183	0	3	45	106	28	1	0	0	0	0	0	0	57	31.1%
15:00-19:00	0	0	0	0	0	0	0	0	0	0	0	0	0	0	-
06:00-22:00	255	0	8	67	140	39	1	0	0	0	0	0	0	76	29.8%
00:00-24:00	273	0	8	71	148	42	4	0	0	0	0	0	0	86	31.5%

Row with the most Venforcement violations per day.

V-Enforcement Enforcement limit (posted speed limit + enforcement tolerance) in mph

		Σ Total	$\Sigma > \text{PSL}$		$\Sigma \text{PSL} \leq \text{V-Enforcement}$		$\Sigma > \text{V-Enforcement}$		Rating
Mondays	17:00 - 18:00	99	82	82.8%	38	38.4%	44	44.4%	Max
Wednesdays	17:00 - 18:00	93	70	75.3%	36	38.7%	34	36.6%	Max
Thursdays	16:00 - 17:00	107	75	70.1%	41	38.3%	34	31.8%	Max
Fridays	17:00 - 18:00	73	61	83.6%	27	37.0%	34	46.6%	Max
Mondays	16:00 - 17:00	90	68	75.6%	37	41.1%	31	34.4%	Max
Wednesdays	16:00 - 17:00	85	58	68.2%	29	34.1%	29	34.1%	Max
Mondays	08:00 - 09:00	87	64	73.6%	35	40.2%	29	33.3%	Max
Tuesdays	07:00 - 08:00	59	50	84.7%	21	35.6%	29	49.2%	Max
Wednesdays	15:00 - 16:00	83	56	67.5%	28	33.7%	28	33.7%	Max
Thursdays	17:00 - 18:00	103	67	65.0%	39	37.9%	28	27.2%	Max
Fridays	16:00 - 17:00	92	66	71.7%	38	41.3%	28	30.4%	Max
Fridays	07:00 - 08:00	56	49	87.5%	22	39.3%	27	48.2%	Max
Fridays	18:00 - 19:00	69	47	68.1%	21	30.4%	26	37.7%	Max
Thursdays	08:00 - 09:00	98	67	68.4%	42	42.9%	25	25.5%	Max
Fridays	15:00 - 16:00	76	56	73.7%	31	40.8%	25	32.9%	Max
Mondays	07:00 - 08:00	58	46	79.3%	21	36.2%	25	43.1%	Max
Wednesdays	18:00 - 19:00	70	54	77.1%	31	44.3%	23	32.9%	Max
Thursdays	18:00 - 19:00	69	51	73.9%	28	40.6%	23	33.3%	Max
Saturdays	17:00 - 18:00	59	40	67.8%	17	28.8%	23	39.0%	Max
Sundays	15:00 - 16:00	62	54	87.1%	32	51.6%	22	35.5%	Max
Thursdays	07:00 - 08:00	68	53	77.9%	32	47.1%	21	30.9%	Max
Fridays	19:00 - 20:00	48	42	87.5%	21	43.8%	21	43.8%	Max
Sundays	11:00 - 12:00	69	45	65.2%	24	34.8%	21	30.4%	Max
Sundays	14:00 - 15:00	62	46	74.2%	25	40.3%	21	33.9%	Max
Wednesdays	14:00 - 15:00	66	50	75.8%	30	45.5%	20	30.3%	Max
Saturdays	16:00 - 17:00	63	45	71.4%	25	39.7%	20	31.7%	Max
Sundays	12:00 - 13:00	76	48	63.2%	28	36.8%	20	26.3%	Max
Sundays	13:00 - 14:00	53	40	75.5%	20	37.7%	20	37.7%	Max
Mondays	18:00 - 19:00	73	51	69.9%	31	42.5%	20	27.4%	Max
Tuesdays	08:00 - 09:00	103	70	68.0%	50	48.5%	20	19.4%	High
Thursdays	15:00 - 16:00	86	61	70.9%	42	48.8%	19	22.1%	Max
Thursdays	19:00 - 20:00	54	39	72.2%	20	37.0%	19	35.2%	Max

PSL Posted speed limit in mph

V-Enforcement Enforcement limit (posted speed limit + enforcement tolerance) in mph

		Σ Total	$\Sigma > PSL$		$\Sigma PSL \leq V\text{-Enforcement}$		$\Sigma > V\text{-Enforcement}$		Rating
Fridays	14:00 - 15:00	72	42	58.3%	23	31.9%	19	26.4%	Max
Wednesdays	19:00 - 20:00	59	41	69.5%	23	39.0%	18	30.5%	Max
Thursdays	20:00 - 21:00	37	30	81.1%	12	32.4%	18	48.6%	Max
Fridays	08:00 - 09:00	88	55	62.5%	37	42.0%	18	20.5%	Max
Saturdays	12:00 - 13:00	68	45	66.2%	27	39.7%	18	26.5%	Max
Tuesdays	09:00 - 10:00	69	44	63.8%	26	37.7%	18	26.1%	Max
Fridays	12:00 - 13:00	69	40	58.0%	23	33.3%	17	24.6%	Max
Saturdays	11:00 - 12:00	61	40	65.6%	23	37.7%	17	27.9%	Max
Saturdays	13:00 - 14:00	59	46	78.0%	29	49.2%	17	28.8%	Max
Saturdays	20:00 - 21:00	35	28	80.0%	11	31.4%	17	48.6%	Max
Sundays	16:00 - 17:00	70	44	62.9%	27	38.6%	17	24.3%	Max
Wednesdays	13:00 - 14:00	46	29	63.0%	13	28.3%	16	34.8%	Max
Saturdays	18:00 - 19:00	44	33	75.0%	18	40.9%	15	34.1%	Max
Sundays	17:00 - 18:00	53	42	79.2%	27	50.9%	15	28.3%	Max
Mondays	15:00 - 16:00	84	51	60.7%	36	42.9%	15	17.9%	High
Thursdays	14:00 - 15:00	74	39	52.7%	25	33.8%	14	18.9%	High
Fridays	10:00 - 11:00	60	35	58.3%	21	35.0%	14	23.3%	Max
Saturdays	14:00 - 15:00	60	37	61.7%	23	38.3%	14	23.3%	Max
Saturdays	19:00 - 20:00	31	23	74.2%	9	29.0%	14	45.2%	Max
Sundays	10:00 - 11:00	62	37	59.7%	23	37.1%	14	22.6%	Max
Mondays	11:00 - 12:00	44	29	65.9%	15	34.1%	14	31.8%	Max
Thursdays	09:00 - 10:00	54	36	66.7%	23	42.6%	13	24.1%	Max
Thursdays	12:00 - 13:00	76	39	51.3%	26	34.2%	13	17.1%	High
Fridays	13:00 - 14:00	49	33	67.3%	20	40.8%	13	26.5%	Max
Fridays	20:00 - 21:00	35	28	80.0%	15	42.9%	13	37.1%	Max
Fridays	21:00 - 22:00	22	16	72.7%	3	13.6%	13	59.1%	Max
Sundays	19:00 - 20:00	33	25	75.8%	12	36.4%	13	39.4%	Max
Mondays	21:00 - 22:00	30	22	73.3%	9	30.0%	13	43.3%	Max
Wednesdays	20:00 - 21:00	30	16	53.3%	4	13.3%	12	40.0%	Max
Saturdays	09:00 - 10:00	46	35	76.1%	23	50.0%	12	26.1%	Max
Sundays	18:00 - 19:00	37	26	70.3%	14	37.8%	12	32.4%	Max
Mondays	14:00 - 15:00	64	41	64.1%	29	45.3%	12	18.8%	High

PSL Posted speed limit in mph

V-Enforcement Enforcement limit (posted speed limit + enforcement tolerance) in mph

		Σ Total	$\Sigma > PSL$		$\Sigma PSL \leq V\text{-Enforcement}$		$\Sigma > V\text{-Enforcement}$		Rating
Mondays	19:00 - 20:00	50	30	60.0%	18	36.0%	12	24.0%	Max
Thursdays	06:00 - 07:00	26	20	76.9%	9	34.6%	11	42.3%	Max
Thursdays	21:00 - 22:00	36	21	58.3%	10	27.8%	11	30.6%	Max
Saturdays	08:00 - 09:00	31	19	61.3%	8	25.8%	11	35.5%	Max
Sundays	07:00 - 08:00	29	20	69.0%	9	31.0%	11	37.9%	Max
Sundays	08:00 - 09:00	33	21	63.6%	10	30.3%	11	33.3%	Max
Mondays	12:00 - 13:00	56	31	55.4%	20	35.7%	11	19.6%	High
Wednesdays	21:00 - 22:00	21	18	85.7%	8	38.1%	10	47.6%	Max
Thursdays	11:00 - 12:00	43	24	55.8%	14	32.6%	10	23.3%	Max
Saturdays	07:00 - 08:00	20	16	80.0%	6	30.0%	10	50.0%	Max
Fridays	09:00 - 10:00	46	27	58.7%	18	39.1%	9	19.6%	High
Fridays	11:00 - 12:00	60	33	55.0%	24	40.0%	9	15.0%	High
Saturdays	15:00 - 16:00	51	33	64.7%	24	47.1%	9	17.6%	High
Sundays	09:00 - 10:00	42	22	52.4%	13	31.0%	9	21.4%	Max
Sundays	20:00 - 21:00	22	17	77.3%	8	36.4%	9	40.9%	Max
Mondays	10:00 - 11:00	42	25	59.5%	16	38.1%	9	21.4%	Max
Mondays	20:00 - 21:00	31	18	58.1%	9	29.0%	9	29.0%	Max
Thursdays	10:00 - 11:00	41	24	58.5%	16	39.0%	8	19.5%	High
Saturdays	10:00 - 11:00	53	23	43.4%	15	28.3%	8	15.1%	High
Mondays	09:00 - 10:00	49	29	59.2%	21	42.9%	8	16.3%	High
Tuesdays	06:00 - 07:00	21	15	71.4%	7	33.3%	8	38.1%	Max
Wednesdays	22:00 - 23:00	20	13	65.0%	6	30.0%	7	35.0%	Max
Thursdays	13:00 - 14:00	56	27	48.2%	20	35.7%	7	12.5%	Medium
Thursdays	22:00 - 23:00	19	16	84.2%	9	47.4%	7	36.8%	Max
Fridays	06:00 - 07:00	18	14	77.8%	7	38.9%	7	38.9%	Max
Saturdays	06:00 - 07:00	12	9	75.0%	2	16.7%	7	58.3%	Max
Saturdays	21:00 - 22:00	25	16	64.0%	9	36.0%	7	28.0%	Max
Mondays	13:00 - 14:00	40	19	47.5%	12	30.0%	7	17.5%	High
Fridays	22:00 - 23:00	26	19	73.1%	13	50.0%	6	23.1%	Max
Saturdays	00:00 - 01:00	8	6	75.0%	1	12.5%	5	62.5%	Max
Saturdays	22:00 - 23:00	16	14	87.5%	9	56.2%	5	31.2%	Max
Mondays	22:00 - 23:00	12	10	83.3%	5	41.7%	5	41.7%	Max

PSL Posted speed limit in mph

V-Enforcement Enforcement limit (posted speed limit + enforcement tolerance) in mph

		Σ Total	$\Sigma > \text{PSL}$		$\Sigma \text{PSL} \leq \text{V-Enforcement}$		$\Sigma > \text{V-Enforcement}$		Rating
Tuesdays	05:00 - 06:00	8	7	87.5%	2	25.0%	5	62.5%	Max
Wednesdays	23:00 - 00:00	10	8	80.0%	4	40.0%	4	40.0%	Max
Sundays	06:00 - 07:00	10	7	70.0%	3	30.0%	4	40.0%	Max
Mondays	05:00 - 06:00	13	11	84.6%	7	53.8%	4	30.8%	Max
Mondays	06:00 - 07:00	19	12	63.2%	8	42.1%	4	21.1%	Max
Thursdays	05:00 - 06:00	5	4	80.0%	1	20.0%	3	60.0%	Max
Saturdays	01:00 - 02:00	4	4	100.0%	1	25.0%	3	75.0%	Max
Saturdays	02:00 - 03:00	4	4	100.0%	1	25.0%	3	75.0%	Max
Wednesdays	12:00 - 13:00	13	8	61.5%	6	46.2%	2	15.4%	High
Thursdays	00:00 - 01:00	4	4	100.0%	2	50.0%	2	50.0%	Max
Thursdays	23:00 - 00:00	9	3	33.3%	1	11.1%	2	22.2%	Max
Fridays	00:00 - 01:00	3	3	100.0%	1	33.3%	2	66.7%	Max
Fridays	01:00 - 02:00	4	4	100.0%	2	50.0%	2	50.0%	Max
Saturdays	03:00 - 04:00	4	4	100.0%	2	50.0%	2	50.0%	Max
Saturdays	23:00 - 00:00	14	10	71.4%	8	57.1%	2	14.3%	Medium
Tuesdays	02:00 - 03:00	3	3	100.0%	1	33.3%	2	66.7%	Max
Fridays	05:00 - 06:00	6	3	50.0%	2	33.3%	1	16.7%	High
Fridays	23:00 - 00:00	8	4	50.0%	3	37.5%	1	12.5%	Medium
Saturdays	05:00 - 06:00	4	2	50.0%	1	25.0%	1	25.0%	Max
Sundays	00:00 - 01:00	7	3	42.9%	2	28.6%	1	14.3%	Medium
Sundays	01:00 - 02:00	3	2	66.7%	1	33.3%	1	33.3%	Max
Sundays	02:00 - 03:00	3	3	100.0%	2	66.7%	1	33.3%	Max
Mondays	02:00 - 03:00	2	2	100.0%	1	50.0%	1	50.0%	Max
Thursdays	02:00 - 03:00	3	1	33.3%	1	33.3%	0	0.0%	No
Thursdays	03:00 - 04:00	1	1	100.0%	1	100.0%	0	0.0%	No
Fridays	02:00 - 03:00	2	1	50.0%	1	50.0%	0	0.0%	No
Sundays	05:00 - 06:00	2	2	100.0%	2	100.0%	0	0.0%	No
Sundays	21:00 - 22:00	4	2	50.0%	2	50.0%	0	0.0%	No
Mondays	03:00 - 04:00	1	1	100.0%	1	100.0%	0	0.0%	No
Tuesdays	01:00 - 02:00	1	1	100.0%	1	100.0%	0	0.0%	No

PSL *Posted speed limit in mph*V-Enforcement *Enforcement limit (posted speed limit + enforcement tolerance) in mph*